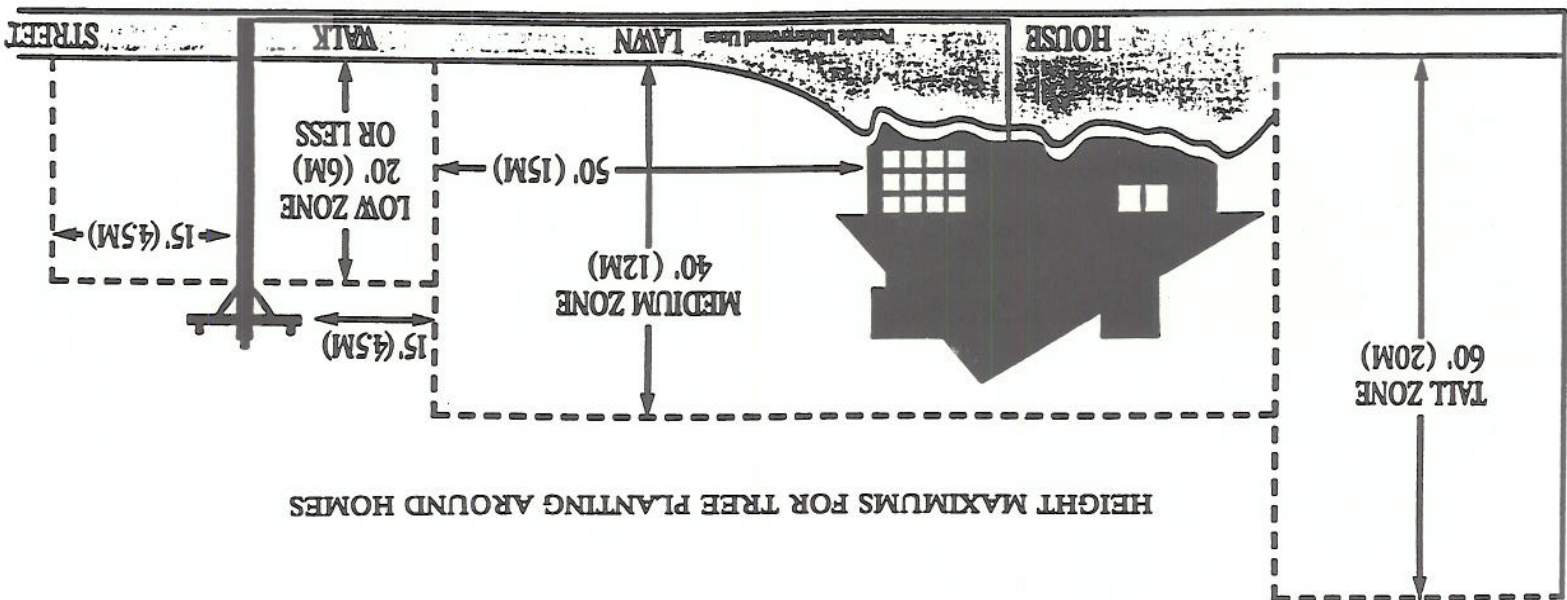
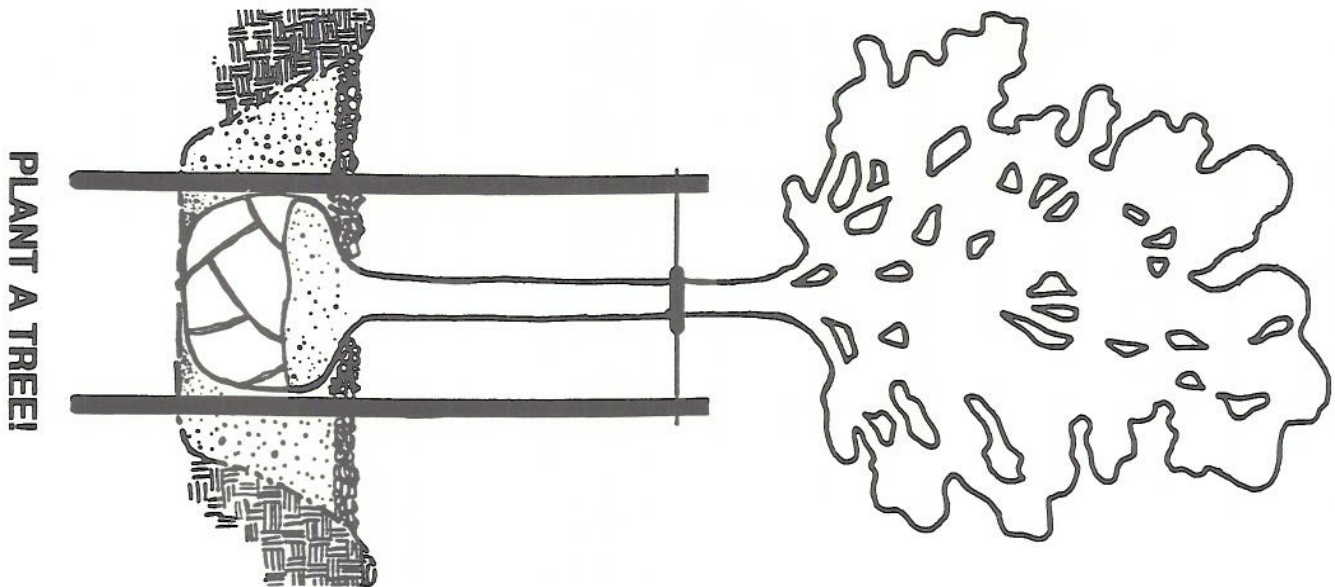
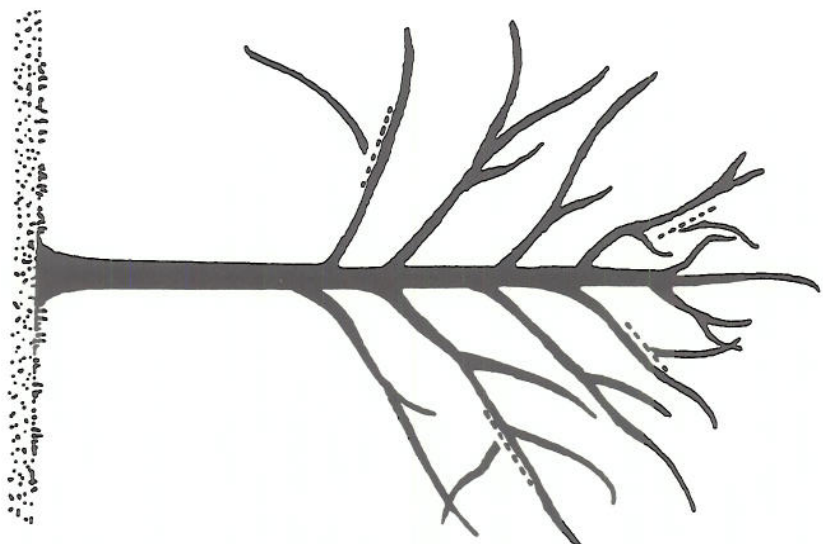


PROPER PLANTING TECHNIQUE



PROPER TREE SELECTION AND MAINTENANCE



SELECTIVE PRUNING



WHY PLANT TREES?

Trees benefit us in a number of ways:

- Environmental: Trees produce oxygen and absorb carbon dioxide, lessening the "greenhouse effect". Trees reduce soil erosion and create wind and sun blocks.
- Economic: Trees increase property values, create jobs in the forestry industry, and help reduce energy needs and noise impacts.
- Social: Trees are therapeutic and help create a sense of community and place.

TREE SELECTION FOR BEL AIR AREA

Major/Shade

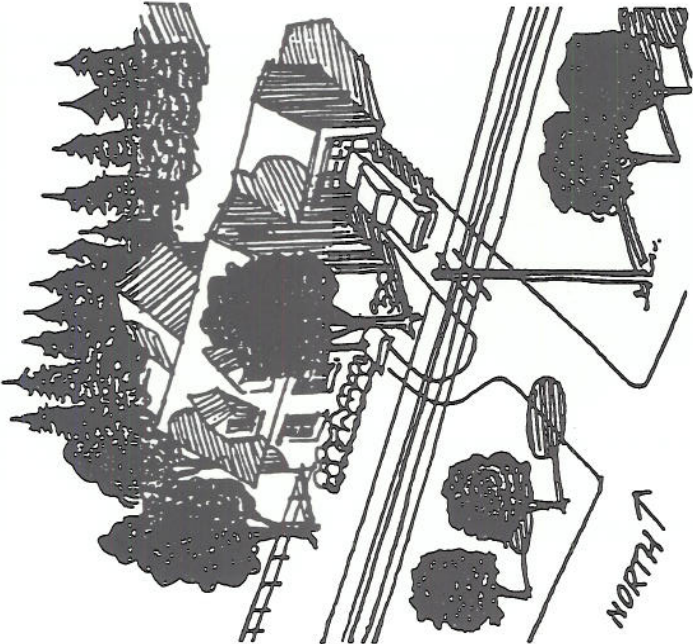
Tall -- Ash (Green, White), Maple (Red, Sugar, Silver), Oak (White, Red, Pin), Sweet Gum, Sycamore
Medium -- Honeylocust, Birch, Hornbeam
Low -- Maple (Amur, Japanese, Trident)

Ornamental/Flowering

Tall -- Linden
Medium -- Goldenrain, Cherry
Low -- Crabapple, Dogwood, Yellowwood

Evergreen

Tall -- White Pine, Norway Spruce
Medium -- American Holly, Blue Spruce, Eastern Hemlock
Low -- Arborvitae, Eastern Red Cedar, Japanese Black Pine



(Source: Tree City USA Bulletin)

BEFORE PLANTING CONSIDER:

Summer:

Deciduous trees to the east and southeast sides of your home to provide shade and reduce cooling costs.

Fall/Spring:

Flowering ornamental trees and brightly colored shade trees to enhance the beauty of your home.

Winter:

Evergreens along the north and west sides of your home to provide windbreaks and reduce energy consumption.

Always keep in mind the size of the tree at maturity when selecting a planting site.

TREE MAINTENANCE TIPS:

- Plant a tree at the same depth as it was grown in the nursery
- Pack soil firmly around roots
- Water thoroughly when planting and weekly during the first growing season
- Mulch to a depth of 3 inches
- Fertilize only when necessary
- Trim branches so you don't damage the branch collar
- Trim no more than one-third of the crown of a tree
- Never top a tree!

A minimal amount of care goes a long way to enhancing the health of a tree. Trees need care and maintenance. Don't let a tree become a hazard.

BEFORE YOU DIG LOOK UP, DOWN AND ALL AROUND FOR UTILITY SERVICE LINES AND BOXES. CONTACT MISS UTILITY @ 1-800-257-7777

This brochure is provided by the Bel Air Tree Committee. Should you require any assistance or have questions regarding the proper care and maintenance of trees, please call the Department of Planning and Community Development @ 879-9500 or the Regional Office of the Department of Natural Resources @ 836-4551.